

MID CENTURY

Aluminum Shade with
Machined Aluminum Center Adapter

MC8, MC10, MC12

PROJECT: _____

SPEC-00032

UPDATED 02/16/2021

NOTE: _____

ELECTRICAL

- 120V input (277V available in arm and post option only)
- Integrated power supply allows the fixture to be connected directly into line voltage
- Pre-wired and ready for install
- LED is dimmable with Incandescent/Triac dimmers

MOUNTING


- ½" IP or ¾" IP straight arms available

FINISHES

- Two-toned shade and center adapter finish options
- Available in 22 standard and 1 specialty finishes with optional coastal coating to protect finish in coastal environments (add "-C" to the finish)
- Consult factory for custom finish options

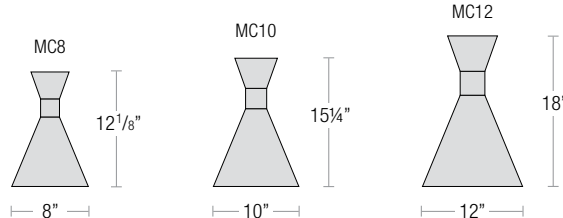
LISTING

UL listed to US and Canadian standards for wet locations



MC10LED1227MBMB-3 / 3MCA24MB

MC12LED1227DVGFLG-3 / 3MCA24FLG



MID CENTURY ORDER MATRIX (EXAMPLE: MC12LED1227DVGFLG-3)

Diameter	Lamp / LED	Shade Finish	Center Adapter Finish	Coastal Coating	Mounting Type
MC8 (8")	M (Medium Base, 100W max.)	ABL Aegean Blue)	ABL Aegean Blue)	(blank) (No Coating)	-2 (½" IP)
MC10 (10")	LED1227^{1,2,3} (12W LED, 2700K, 90 CRI, 844lm)	BB (Burnished Bronze)	BB (Burnished Bronze)	-C (Coating)	-3 (¾" IP)
MC12 (12")	LED1230^{1,2,3} (12W LED, 3000K, 90 CRI, 861lm)	BK (Gloss Black)	BK (Gloss Black)		-B (Black Cord Pendant)
	LED1235^{1,2,3} (12W LED, 3500K, 90 CRI, 872lm)	BLU (Blue)	BLU (Blue)		-W (White Cord Pendant)
	LED1240^{1,2,3} (12W LED, 4000K, 90 CRI, 889lm)	DVG (Dove Gray)	DVG (Dove Gray)		
	LED1827^{1,2,3} (18W LED, 2700K, 90 CRI, 1265lm)	FLG (Flannel Gray)	FLG (Flannel Gray)		
	LED1830^{1,2,3} (18W LED, 3000K, 90 CRI, 1288lm)	GA (Galvanized)	GA (Galvanized)		
	LED1835^{1,2,3} (18W LED, 3500K, 90 CRI, 1311lm)	LG (Lime Green)	LG (Lime Green)		
	LED1840^{1,2,3} (18W LED, 4000K, 90 CRI, 1334lm)	MB (Matte Black)	MB (Matte Black)		
		MBL (Midnight Blue)	MBL (Midnight Blue)		
		PNA (Painted Natural Aluminum)	PNA (Painted Natural Aluminum)		
		PNC (Painted Natural Copper)	PNC (Painted Natural Copper)		
		RD (Red)	RD (Red)		
		SGR (Sage Green)	SGR (Sage Green)		
		SGW (Semi Gloss White)	SGW (Semi Gloss White)		
		SND (Sand)	SND (Sand)		
		SS (Satin Silver)	SS (Satin Silver)		
		TBZ (Textured Bronze)	TBZ (Textured Bronze)		
		TGP (Textured Graphite)	TGP (Textured Graphite)		
		TNG (Tangerine)	TNG (Tangerine)		
		TTL (Tahitian Teal)	TTL (Tahitian Teal)		
		WT (Gloss White)	WT (Gloss White)		
		YEL (Yellow)	YEL (Yellow)		

1. Lamps must be specified, and are not included in shade cost
2. Lumen are raw LED value

STANDARD FINISHES

ABL (Aegean Blue)	FLG (Flannel Gray)	PNC (Painted Natural Copper)	SS (Satin Silver)	WT (Gloss White)
BB (Burnished Bronze)	LG (Lime Green)	RD (Red)	TBZ (Textured Bronze)	YEL (Yellow)
BK (Gloss Black)	MB (Matte Black)	SGR (Sage Green)	TGP (Textured Graphite)	
BLU (Blue)	MBL (Midnight Blue)	SGW (Semi Gloss White)	TNG (Tangerine)	SPECIALTY FINISHES
DVG (Dove Gray)	PNA (Painted Natural Aluminum)	SND (Sand)	TTL (Tahitian Teal)	GA (Galvanized)



MID CENTURY

Aluminum Shade with
Machined Aluminum Center Adapter

MC8, MC10, MC12

PROJECT: _____

SPEC-00032 UPDATED 02/16/2021

NOTE: _____


ARM MOUNT ORDER MATRIX (EXAMPLE: 3MCA24FLG)

Pipe Size	Arm Type	Finish	Coastal Coating	Input Voltage
2 (½" IP)	MCA18 (Mid Century Straight Arm - 18")	ABL Aegean Blue	(blank) (No coating)	(blank) (120V)
3 (¾" IP)	MCA24 (Mid Century Straight Arm - 24")	BB (Burnished Bronze)	-C (Coating)	-27 (277V)
	MCA30 (Mid Century Straight Arm - 30")	BK (Gloss Black)		
	MCA (Mid Century Straight Arm - Custom length)	BLU (Blue)		
		DVG (Dove Gray)		
		FLG (Flannel Gray)		
		GA (Galvanized)		
		LG (Lime Green)		
		MB (Matte Black)		
		MBL (Midnight Blue)		
		PNA (Painted Natural Aluminum)		
		PNC (Painted Natural Copper)		
		RD (Red)		
		SGR (Sage Green)		
		SGW (Semi Gloss White)		
		SND (Sand)		
		SS (Satin Silver)		
		TBZ (Textured Bronze)		
		TGP (Textured Graphite)		
		TNG (Tangerine)		
		TTL (Tahitian Teal)		
		WT (Gloss White)		
		YEL (Yellow)		

STANDARD FINISHES

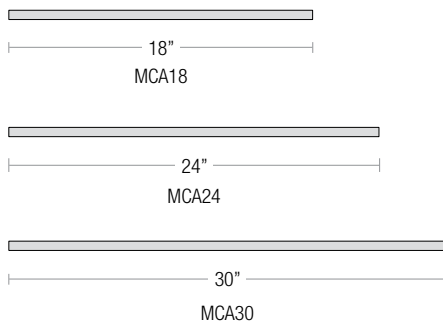
-  **ABL** (Aegean Blue)
-  **BB** (Burnished Bronze)
-  **BK** (Gloss Black)
-  **BLU** (Blue)
-  **DVG** (Dove Gray)
-  **FLG** (Flannel Gray)
-  **LG** (Lime Green)
-  **MB** (Matte Black)
-  **MBL** (Midnight Blue)
-  **PNA** (Painted Natural Aluminum)
-  **PNC** (Painted Natural Copper)
-  **RD** (Red)
-  **SGR** (Sage Green)
-  **SGW** (Semi Gloss White)
-  **SND** (Sand)
-  **SS** (Satin Silver)
-  **TBZ** (Textured Bronze)
-  **TGP** (Textured Graphite)
-  **TNG** (Tangerine)
-  **TTL** (Tahitian Teal)
-  **WT** (Gloss White)
-  **YEL** (Yellow)

SPECIALTY FINISHES

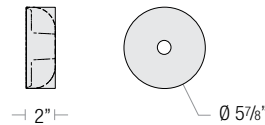
-  **GA** (Galvanized)

Note: All arm mounts include canopy

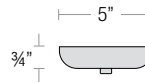
MID CENTURY STRAIGHT ARM



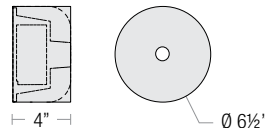
120V CANOPY



PENDANT CANOPY



277V CANOPY



KNUCKLE ACCESSORY ORDER MATRIX (EXAMPLE: 3KNLFLGS)

Pipe Size	Knuckle	Finish	Coastal Coating
2 (½" IP)	KNL (Adjustable 180° Knuckle for Arm Mounts)	ABL (Aegean Blue)	(blank) (No Coating)
3 (¾" IP)		BB (Burnished Bronze)	-C (Coating)
		BK (Gloss Black)	
		BLU (Blue)	
		DVG (Dove Gray)	
		FLG (Flannel Gray)	
		GA (Galvanized)	
		LG (Lime Green)	
		MB (Matte Black)	
		MBL (Midnight Blue)	
		PNA (Painted Natural Aluminum)	
		PNC (Painted Natural Copper)	
		RD (Red)	
		SGR (Sage Green)	
SGW (Semi Gloss White)			
	SND (Sand)		
	SS (Satin Silver)		
	TBZ (Textured Bronze)		
	TGP (Textured Graphite)		
	TNG (Tangerine)		
	TTL (Tahitian Teal)		
	WT (Gloss White)		
	YEL (Yellow)		

KNUCKLE ACCESSORY

Adjustable knuckle for arm mounts that allow luminaire to be rotated up to 180°.

